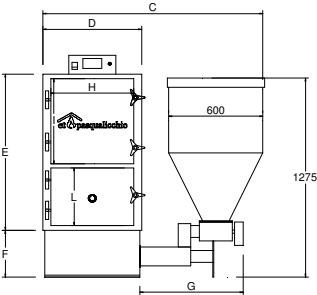
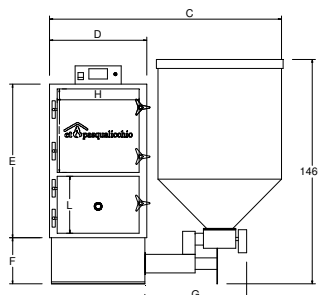
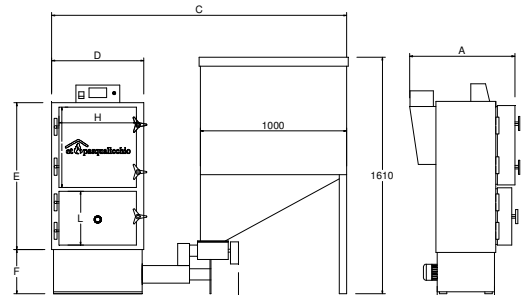


**DIMENSIONS OF BOILER MODEL CS MARINA**

Models from CS25 to CS80 With standard tank 60cm x 60cm Tank capacity : 200l – 130kg* (* weights refers to pellet)					Models from CS25 to CS80 With upper size tank 80cm x 80cm Tank capacity : 350l – 220kg* (* weights refers to pellet)					Models from CS25 to CS80 With upper size tank 100cm x 100cm With support feet Tank capacity : 900l – 590kg* (* weights refers to pellet)				
														
	CS25	CS40	CS60	CS80		CS25	CS40	CS60	CS80		CS25	CS40	CS60	CS80
A [mm]	710	910	1110	1310	A [mm]	710	910	1110	1310	A [mm]	710	910	1110	1310
B [mm]	390	540	740	940	B [mm]	390	540	740	940	B [mm]	390	540	740	940
C [mm]	1400	1400	1400	1400	C [mm]	1505	1505	1505	1505	C [mm]	2020	2020	2020	2020
D [mm]	630	630	630	630	D [mm]	630	630	630	630	D [mm]	630	630	630	630
E [mm]	1000	1000	1000	1000	E [mm]	1000	1000	1000	1000	E [mm]	1000	1000	1000	1000
F [mm]	300	300	300	300	F [mm]	300	300	300	300	F [mm]	300	300	300	300
G [mm]	660	660	660	660	G [mm]	660	660	660	660	G [mm]	660	660	660	660
H [mm]	530	530	530	530	H [mm]	530	530	530	530	H [mm]	530	530	530	530
I [mm]	545	545	545	545	I [mm]	545	545	545	545	I [mm]	545	545	545	545
L [mm]	370	370	370	370	L [mm]	370	370	370	370	L [mm]	370	370	370	370
Chimney [mm]	160	200	200	200	Chimney [mm]	160	200	200	200	Chimney [mm]	160	200	200	200

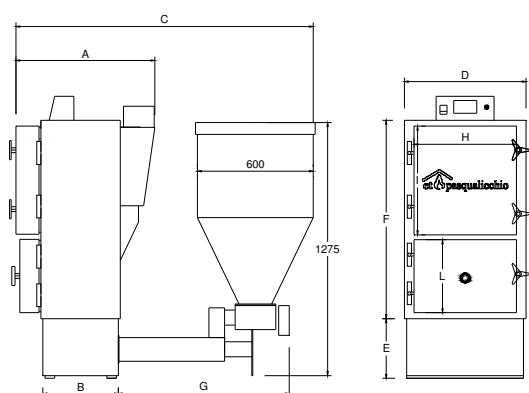
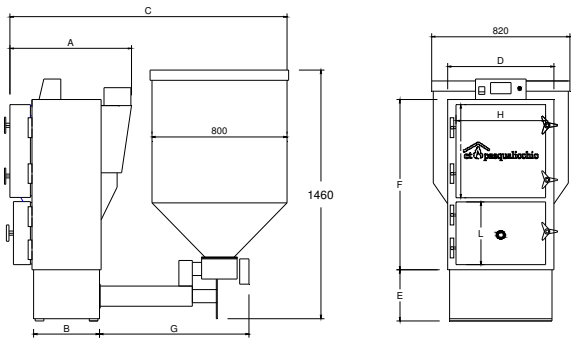
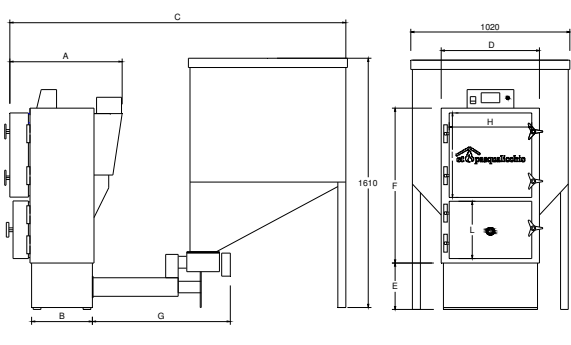
Sleeves of the outlet of boiler are at the top of the boiler body. To get their position simply add (E+F). The sleeves of returning are with a height of 365 mm.

N.B. Models from CS25 to CS80 are realized in standard version with left tank connection, but, on request, is possible also the tank connection on the right side.

CTP is subject to modification, dimensional and design its products to improve them, without notice. This is no withdrawal right for the customer.

C.T.P. S.r.l. – Vannara street – Industrial Zone - 82011 Paolisi (BN) Italy

Ph. +39 0823/951582 - 0823/950415 Fax +39 0823/951700 www.ctpasqualicchio.it

Models from CS25 to CS80 with standard tank 60cm x 60cm with back connection Tank capacity: 200l – 130kg* (* weights refers to pellet)					Models from CS25 to CS80 With upper size tank 80cm x 80cm With back connection Tank capacity: 350l – 220kg* (* weights refers to pellet)					Models from CS25 to CS80 With upper size tank 100cm x 100cm With support feet and back connection Tank Capacity : 900l – 590kg* (* weights refers to pellet)				
														
	CS25	CS40	CS60	CS80		CS25	CS40	CS60	CS80		CS25	CS40	CS60	CS80
A [mm]	710	910	1110	1310	A [mm]	710	910	1110	1310	A [mm]	710	910	1110	1310
B [mm]	390	540	740	940	B [mm]	390	540	740	940	B [mm]	390	540	740	940
C [mm]	1540	1690	1870	2070	C [mm]	1640	1790	1970	2170	C [mm]	2155	2305	2485	2685
D [mm]	630	630	630	630	D [mm]	630	630	630	630	D [mm]	630	630	630	630
E [mm]	1000	1000	1000	1000	E [mm]	1000	1000	1000	1000	E [mm]	1000	1000	1000	1000
F [mm]	300	300	300	300	F [mm]	300	300	300	300	F [mm]	300	300	300	300
G [mm]	885	885	885	885	G [mm]	885	885	885	885	G [mm]	885	885	885	885
H [mm]	530	530	530	530	H [mm]	530	530	530	530	H [mm]	530	530	530	530
I [mm]	545	545	545	545	I [mm]	545	545	545	545	I [mm]	545	545	545	545
L [mm]	370	370	370	370	L [mm]	370	370	370	370	L [mm]	370	370	370	370
Chimney [mm]	160	200	200	200	Chimney [mm]	160	200	200	200	Chimney [mm]	160	200	200	200

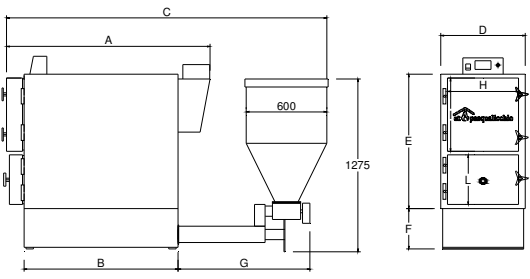
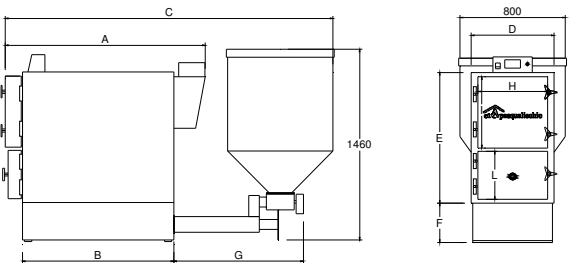
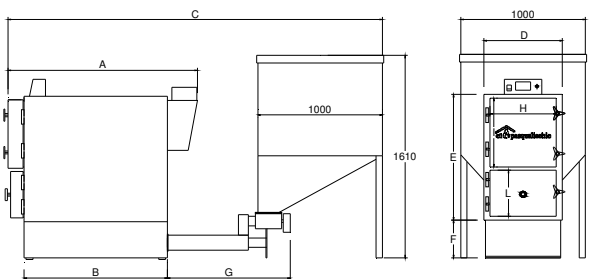
Sleeves of the outlet of boiler are at the top of the boiler body. To get their position simply add (E+F). The sleeves of returning are with a height of 365 mm.

N.B. Models from CS25 to CS80 are realized in the standard version with the tank connection on the side, but, upon request, is possible to have also the back connection.

CTP is subject to modification, dimensional and design its products to improve them, without notice. This is no withdrawal right for the customer.

C.T.P. S.r.l. – Vannara street – Industrial Zone - 82011 Paolisi (BN) Italy

Ph. +39 0823/951582 - 0823/950415 Fax +39 0823/951700 www.ctpasqualicchio.it

Model CS99 With standard tank 60cm x 60cm Tank Capacity: 200l – 130kg* (* weights refers to pellet)		Model CS99 With upper size tank 80cm x 80cm Tank capacity: 350l – 220kg* (* weights refers to pellet)		Model CS99 With upper size tank 100cm x 100cm With support feet Tank Capacity: 900l – 590kg* (* weights refers to pellet)	
					
	<b>CS99</b>		<b>CS99</b>		<b>CS99</b>
<b>A [mm]</b>	<b>1520</b>	<b>A [mm]</b>	<b>1520</b>	<b>A [mm]</b>	<b>1520</b>
<b>B [mm]</b>	<b>1150</b>	<b>B [mm]</b>	<b>1150</b>	<b>B [mm]</b>	<b>1150</b>
<b>C [mm]</b>	<b>2390</b>	<b>C [mm]</b>	<b>2490</b>	<b>C [mm]</b>	<b>3005</b>
<b>D [mm]</b>	<b>630</b>	<b>D [mm]</b>	<b>630</b>	<b>D [mm]</b>	<b>630</b>
<b>E [mm]</b>	<b>1000</b>	<b>E [mm]</b>	<b>1000</b>	<b>E [mm]</b>	<b>1000</b>
<b>F [mm]</b>	<b>300</b>	<b>F [mm]</b>	<b>300</b>	<b>F [mm]</b>	<b>300</b>
<b>G [mm]</b>	<b>985</b>	<b>G [mm]</b>	<b>985</b>	<b>G [mm]</b>	<b>985</b>
<b>H [mm]</b>	<b>530</b>	<b>H [mm]</b>	<b>530</b>	<b>H [mm]</b>	<b>530</b>
<b>I [mm]</b>	<b>545</b>	<b>I [mm]</b>	<b>545</b>	<b>I [mm]</b>	<b>545</b>
<b>L [mm]</b>	<b>370</b>	<b>L [mm]</b>	<b>370</b>	<b>L [mm]</b>	<b>370</b>
<b>Chimney [mm]</b>	<b>200</b>	<b>Chimney [mm]</b>	<b>200</b>	<b>Chimney [mm]</b>	<b>200</b>

Sleeves of the outlet of boiler are at the top of the boiler body. To get their position simply add (E+F). The sleeves of returning are with a height of 365 mm.

N.B. Model CS99 is realized in the standard version with the back tank connection, but, upon request, is also possible to have the tank connection on the side.

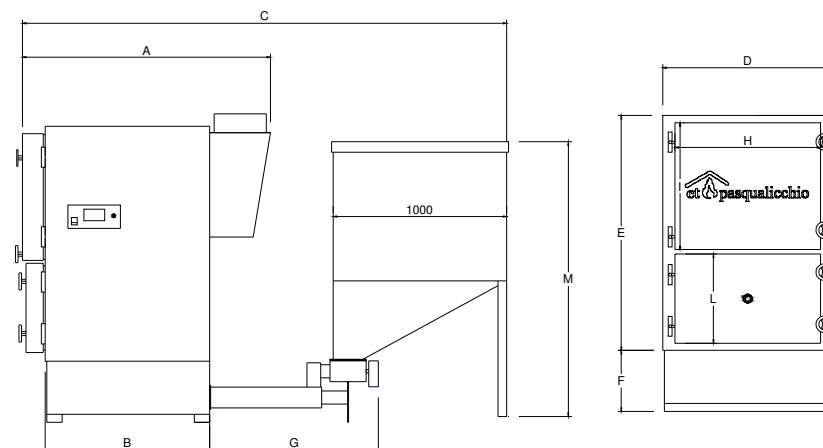
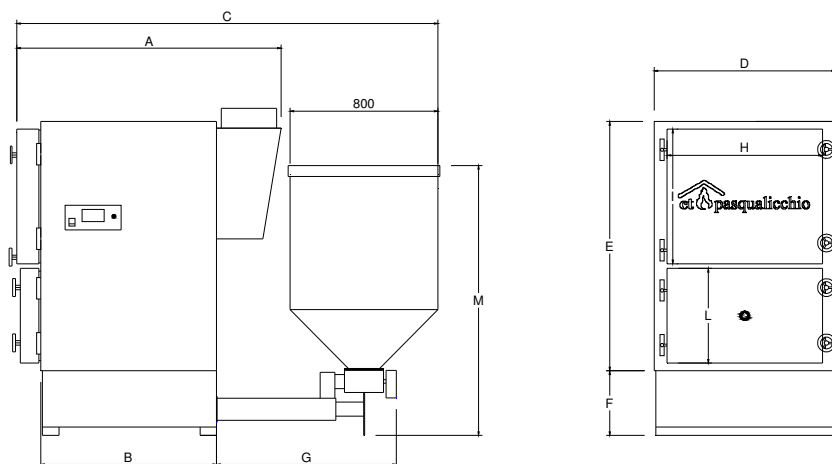
CTP is subject to modification, dimensional and design its products to improve them, without notice. This is no withdrawal right for the customer.

C.T.P. S.r.l. – Vannara street – Industrial Zone - 82011 Paolisi (BN) Italy

Ph. +39 0823/951582 - 0823/950415 Fax +39 0823/951700 www.ctpasqualicchio.it

Models from CS130 to CS230  
with standard tank 80cm x 80cm  
capacity Tank: 350l – 220kg\*  
(\* weights refers to pellet)

Models from CS130 to CS230  
With upper size tank 100cm x 100cm  
With support feet and Capacity Tank: 900l – 590kg\*  
(\* weights refers to pellet)



	A mm	B mm	C mm	D mm	E mm	F mm	G mm	H mm	I mm	L mm	M mm	Chimney mm		A mm	B mm	C mm	D mm	E mm	F mm	G mm	H mm	I mm	L mm	M mm	Chimney mm
CS130	1430	950	2277	980	1350	350	972	840	729	513	1460	300	CS130	1430	950	2792	980	1350	350	972	840	729	513	1580	300
CS180	1680	1200	3035	980	1350	450	1740	840	729	513	1650	300	CS180	1860	1200	3535	980	1350	450	1740	840	729	513	1805	300
CS230	1980	1500	3335	980	1350	450	1740	840	729	513	1650	300	CS230	1980	1500	3835	980	1350	450	1740	840	729	513	1805	300

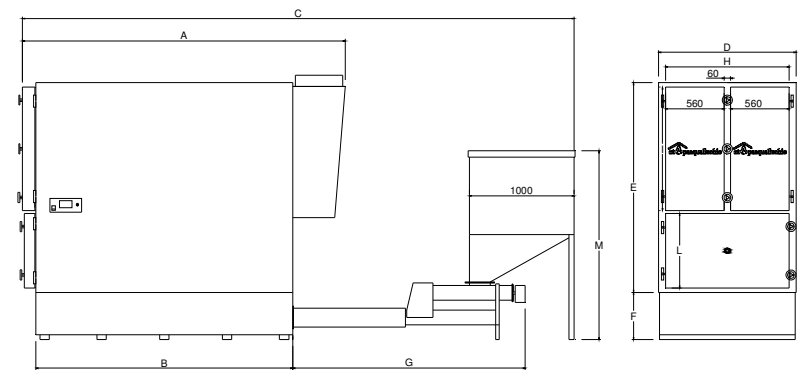
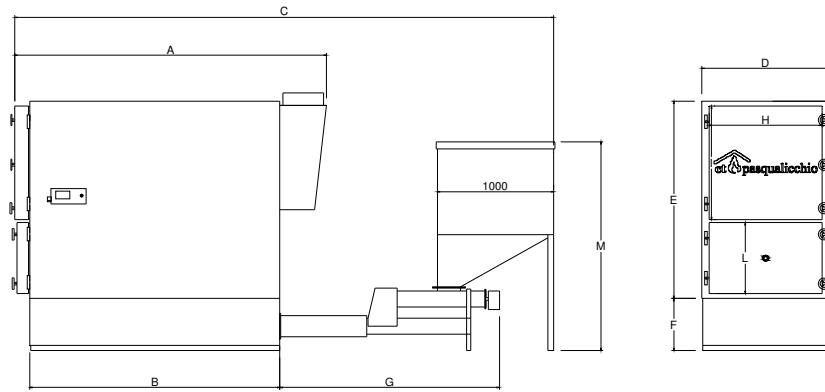
Sleeves of the outlet of boiler are at the top of the boiler body. To get their position simply add (E+F). The sleeves of returning are with a height of 425 mm for the model CS130 and of 525 mm for all the others.

CTP is subject to modification, dimensional and design its products to improve them, without notice. This is no withdrawal right for the customer.

C.T.P. S.r.l. – Vannara street – Industrial Zone - 82011 Paolisi (BN) Italy

Ph. +39 0823/951582 - 0823/950415 Fax +39 0823/951700 www.ctpasqualicchio.it

Models from CS300 to CS650  
 With standard tank 100cm x 100cm  
 With support feet  
 Tank Capacity: 900l – 590kg\*  
 (\* weights refers to pellet)



	A mm	B mm	C mm	D mm	E mm	F mm	G mm	H mm	I mm	L mm	M mm	Chimney mm		A mm	B mm	C mm	D mm	E mm	F mm	G mm	H mm	I mm	L mm	M mm	Chimney mm
CS300	1980	1450	3935	1100	1450	450	1890	970	830	613	1800	350	CS 800	3080	2450	5265	1310	2000	450	2220	1180	1180	713	1800	450
CS400	2330	1800	4285	1100	1700	450	1890	970	980	613	1800	350	CS 950	3380	2750	5565	1310	2000	450	2220	1180	1180	713	1800	450
CS500	2680	2150	4535	1100	1700	450	1890	970	980	613	1800	350													
CS650	2780	2150	4965	1310	1700	450	2220	1180	980	613	1800	450													

Sleeves of the outlet of boiler are at the top of the boiler body. To get their position simply add (E+F). The sleeves of returning are with a height of 525 mm.

CTP is subject to modification, dimensional and design its products to improve them, without notice. This is no withdrawal right for the customer.

C.T.P. S.r.l. – Vannara street – Industrial Zone - 82011 Paolisi (BN) Italy

Ph. +39 0823/951582 - 0823/950415 Fax +39 0823/951700 www.ctpasqualicchio.it